



SET UP SHEET



Name of Driver	Date	Track	Radio	Servo	Engine	Plug
Fuel	Spur/ Clutch Bell	Wheels	Tires	Inner	Muffler	
Brand: Nitro: %	_____ T/ _____ T					

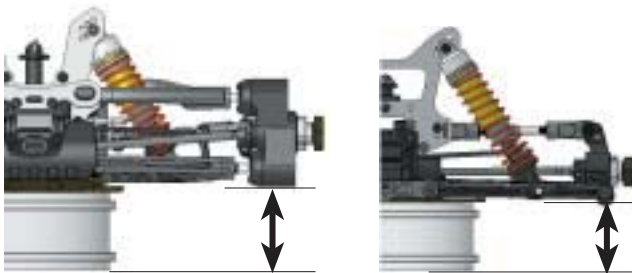
SHOCKS

(Shock Oil Brand: _____)

	Front	Rear
Shaft Type	<input type="checkbox"/> Std <input type="checkbox"/> Other: _____	<input type="checkbox"/> Std <input type="checkbox"/> Other: _____
Piston		
Piston Ball	<input type="checkbox"/> 0 <input type="checkbox"/> 1 <input type="checkbox"/> 2	<input type="checkbox"/> 0 <input type="checkbox"/> 1 <input type="checkbox"/> 2
Oil	# _____	# _____
Spring	<input type="checkbox"/> Blue: Softer(3.2lb) <input type="checkbox"/> Red: Average(4.3lb) <input type="checkbox"/> Black: Harder(5.2 lb)	<input type="checkbox"/> Blue: Softer(2.7lb) <input type="checkbox"/> Red: Average(3.2lb) <input type="checkbox"/> Black: Harder(4.5lb)
Spacer	_____ mm	_____ mm

REBOUND STOP

Front	Rear
_____ mm	_____ mm

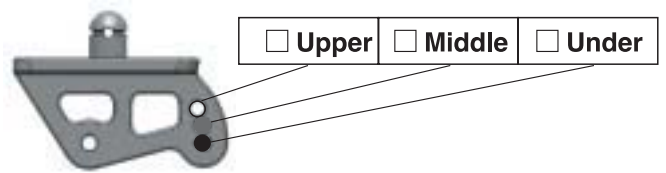


CAMBER ANGLE

Front	Rear
_____ ° Upper _____ mm,	_____ ° _____ mm
_____ ° Lower _____ mm	

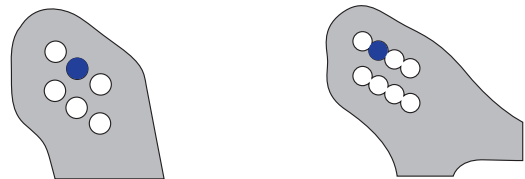


WING ANGLE



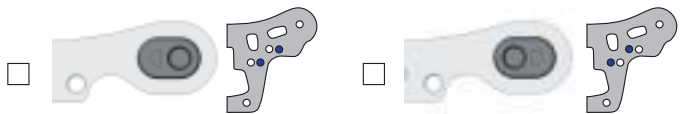
SHOCK MOUNT POSITION

Arm	Front	Rear
Mounting	<input type="checkbox"/> IN / <input type="checkbox"/> OUT	<input type="checkbox"/> IN / <input type="checkbox"/> OUT



Tower	Front	Rear
Mounting	<input type="checkbox"/> IN / <input type="checkbox"/> OUT	<input type="checkbox"/> IN / <input type="checkbox"/> OUT

FRONT ARM MOUNTING

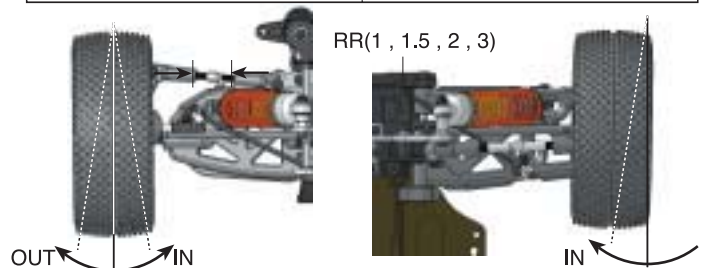


DIFF. OIL

	Front	Center	Rear
Oil	# _____	# _____	# _____

TOE ANGLE

Front	Rear
_____ ° _____ mm	<input type="checkbox"/> 1, <input type="checkbox"/> 1.5, <input type="checkbox"/> 2, <input type="checkbox"/> 3



FRONT/ REAR SUSPENSION HOLDER

Front	Rear
<input type="checkbox"/> FF-1	<input type="checkbox"/> RF0
<input type="checkbox"/> FF0	<input type="checkbox"/> RF2
<input type="checkbox"/> FF1	<input type="checkbox"/> RF3
<input type="checkbox"/> FR	<input type="checkbox"/> RF4
	<input type="checkbox"/> RR1
	<input type="checkbox"/> RR1.5
	<input type="checkbox"/> RR2
	<input type="checkbox"/> RR3


REAR UPPER ARM POSITION

1. Rear Hub Position
2. Upper Arm Position
3. Upright Pin Position

1
 2
 3

FRONT CASTER

Spacer:	
Front:	mm
Rear:	mm



RACE NOTE

Main: _____ Place TQ _____

Notes: _____

STEERING PLATE

A: Front

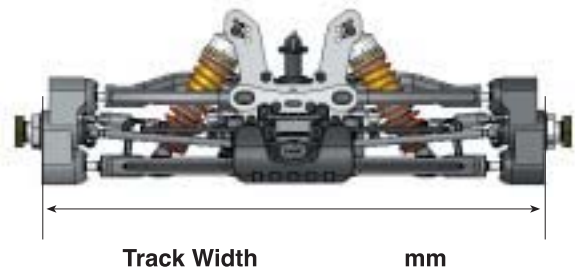
B: Rear



SWAY BAR

Front	Gold ø3	Black ø2.7	Silver ø2.5
Rear	Gold ø3	Black ø2.7	Silver ø2.5

TRACK WIDTH



WHEELBASE ADJUSTMENT

Spacer:	
Front:	mm
Rear:	mm



TRACK CONDITIONS

Surface: Smooth Bumpy

Bumps: _____

Traction: Low Med High

Composition: _____

Sandy Soft Dirt Grass Clay Other

Wet Dry Dusty Other